



# **FAST TRACK TOWING AND TRANSPORT**

## **NISSAN NIGHTMOVES**

**22<sup>nd</sup> June, 2024**

### **SERVICE, REFUEL and SPECTATOR INSTRUCTIONS**

#### **THE DOs & DON'Ts OF SPECTATING (Please read)**

1. Cars under competition conditions can lose control and leave the defined road at any time. Do not stand in any areas which are not authorised or which are contrary to the advice of the organisers and officials/marshals.
2. Be prepared. Weather wise, protection in case of rain and cold weather, it can be very cold in the forests around Heathcote in June. Ensure you have some of your own food and drinks available.
3. Park your car sensibly so that it will not obstruct emergency vehicles, competitors, service crews or other spectators. In all cases obey parking instructions given by supervising officials. It is usually best to park your car facing the way out.
4. Do not try to emulate rally drivers. Remember that if you give cause for complaint, it will reflect badly on the rally and the sport as a whole. Drive carefully both to and from spectator viewing areas, and be ready to give way, if necessary, on narrow stretches of road.
5. Please do not take dogs or young children to spectator points. If you have to, make sure they are completely under your control and please make sure that animals and children do not get in the way of competing cars or mechanics or officials when they are working.
6. No smoking near a car that is being serviced or refueled.
7. At all times keep clear of controls, including from the timing marker to the control area. If control officials ask you to move, please help them by doing so - remember they have a job to do which can be difficult enough as it is. If you do want to see a control point in action, remember to stand well back from the control area.
8. Take your entire litter home with you - it is handy to have a bag or carton in your boot. Cans and paper do not help beautify our forests.
9. At service points do not crowd mechanics when they are working. They would not appreciate it. Neither will you if someone drops a wheel or a sump guard on your foot!

#### **SPECTATOR INSTRUCTIONS (Please Read)**

1. Spectators are directed to view the cars whilst standing within the markers indicating the limits of the controlled spectator area - spectating outside those areas indicated is prohibited.
2. Spectators must not stand in prohibited areas and must always stand behind the bunting or barriers which mark the spectator area.
3. The instructions of the Spectator Marshals must be obeyed. The Spectator Marshall has the power to have a stage postponed until the spectator point is controlled to his / her satisfaction.
4. It is prohibited to ignore the spectator instructions and find your own way around. Not only is there a danger of meeting up with an oncoming rally vehicle, but many roads have wash-aways, collapsed bridges, etc. which are potentially hazardous for the driver. The main spectator route has been surveyed and is safe.



# NISSAN NIGHTMOVES 2024

## SERVICE, REFUEL and SPECTATOR INSTRUCTIONS

Welcome to the 2024 Fast Track Towing and Transport Nissan Nightmoves. We have planned two spectator points for your viewing, one of which is used twice. Both promise a lot of action, combined with the atmosphere you can only get on a night rally.

These instructions include some safety instructions and disclaimers that you should read before heading out. Your presence at any of the points indicates your acceptance of the Motorsport Australia disclaimer found at the rear of this document.

EVENT SCHEDULE	FIRST CAR DUE AT	YOUR CAR DUE AT	To calculate your car due time: 2 x car's number - 2 minutes after car 1 eg. car 15: 15x2 = 30 - 2 = 28 minutes after car 1
Competing Crews arrive at Heathcote Showgrounds	From approx. 2.30pm		
First Car Leaves Heathcote Showgrounds	5.45pm		
Spectator Point 1	6.25pm		
Refuel Point A	6.40pm		
Service	8.20pm		
Spectator Point 2	8.45pm		
Spectator Point 3	9.30pm		
Refuel Point B	9.45pm		
Finish	11.20pm		

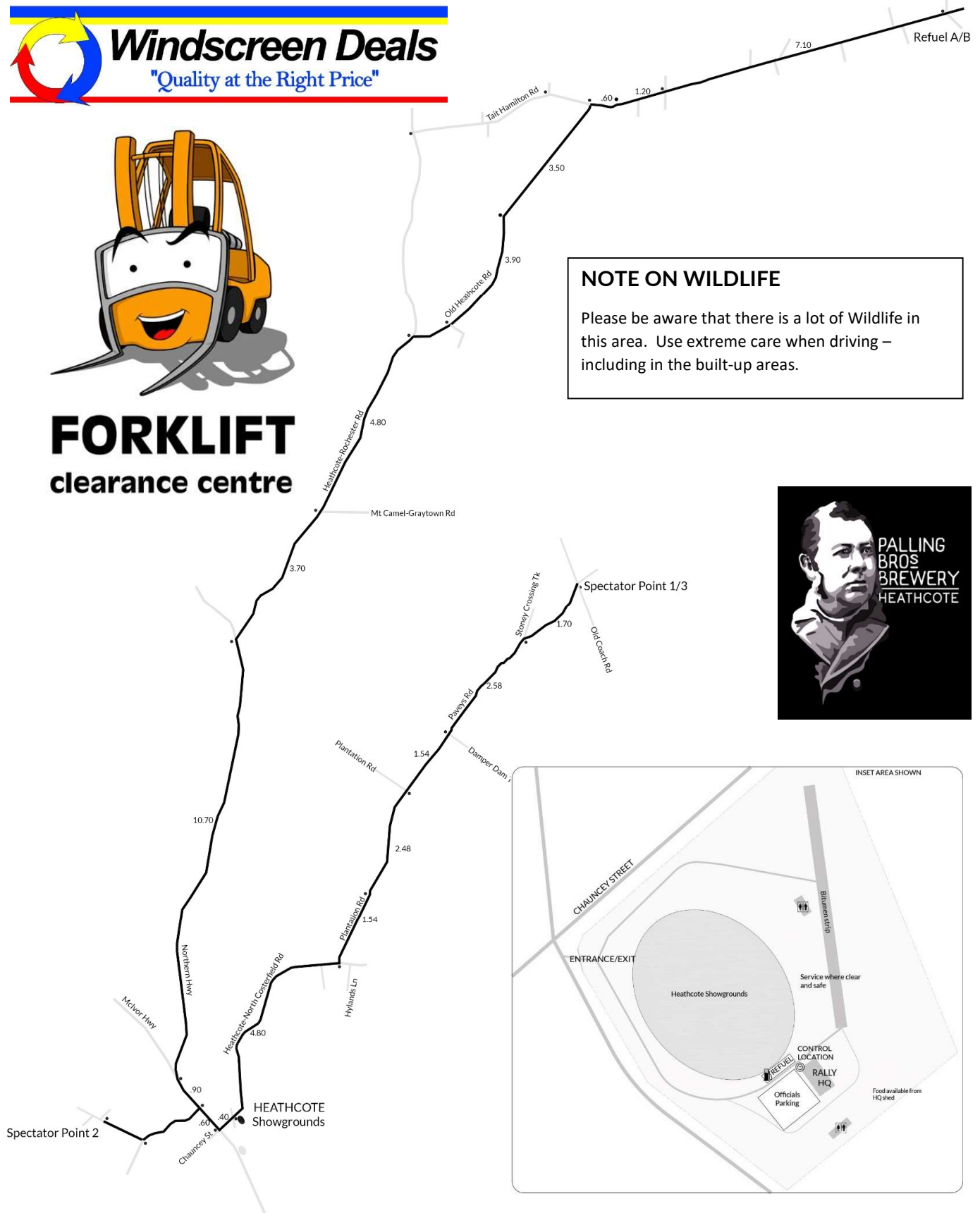
DISTANCE SCHEDULE	Liaison km	Competitive km	Total km	Time Allowed
Refuel A	16.60	17.09	33.69	10 minutes
Service	27.66	48.04	75.7	30 minutes
Distance Summary	44.26	65.13	109.39	
Refuel B	24.46	29.47	53.93	10 minutes
Finish	27.66	48.04	75.7	
Distance Summary	52.12	77.51	129.63	
TOTALS	96.38	142.64	239.02	



# Spectator, Service and Refuel Point Overall Map

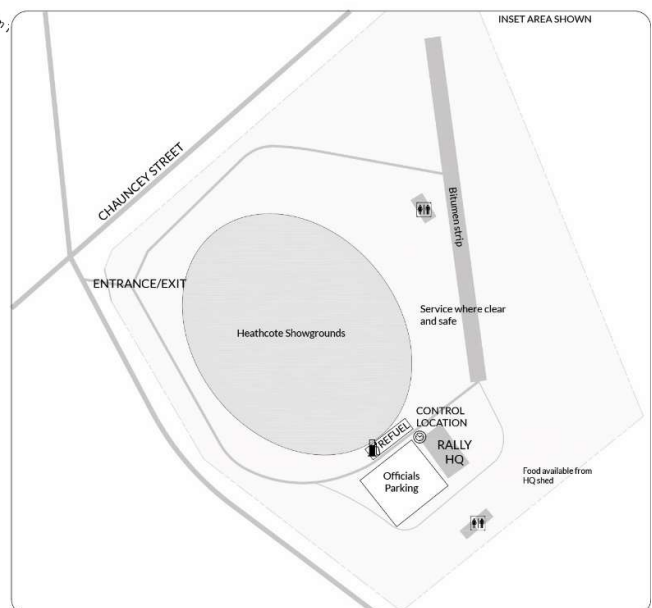



**FORKLIFT**  
clearance centre



## NOTE ON WILDLIFE

Please be aware that there is a lot of Wildlife in this area. Use extreme care when driving – including in the built-up areas.



## SPECTATOR POINT 1 and 3


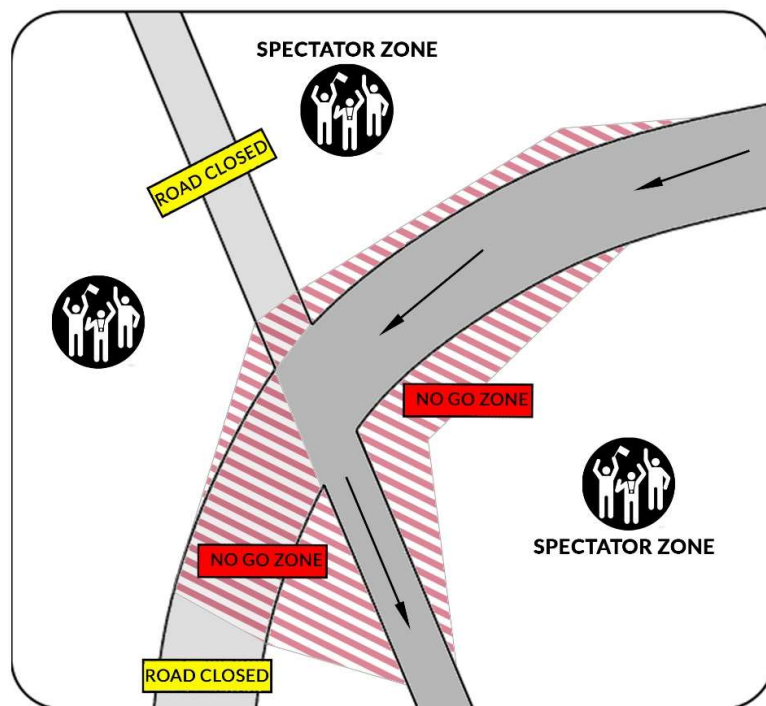
Use the following route chart, map on previous page or QR code for directions to the Spectator Point. This is used TWICE in the event as per the schedule on page 2.

Allow 20 minutes to get to the spectator point. Drive with care and consideration for other road users, WILDLIFE and the surface of the road.

TOTAL	PART	INFORMATION	SIGNPOST
0.00	0.00	TVHR out of Showgrounds (towards Costerfield)	
4.80	4.80	Turn Left	Plantation Rd
6.40	1.60	Start Gravel	(Plantation Rd)
8.90	2.50	SO and Follow Main Gravel	(Plantation Rd)
10.45	1.55	SO and Follow Main Gravel	(Damper Dam Tk)
13.04	2.59	Keep Right	(Stoney Crossing Tk)
14.74	1.70	Spectator Point Please perform u-turn and park on the left side of the road, facing the way you came.	

Cars approach very quickly from a wide, fast gravel road and turn left onto another very fast, main gravel road where they have a long straight to accelerate as much as they can. There is a gutter so some care will need to be taken.

Remember: obey the instructions from the Spectator Marshalls. Please stay behind bunting where directed.



This QR code can be read with a phone/tablet

## SPECTATOR POINT 2

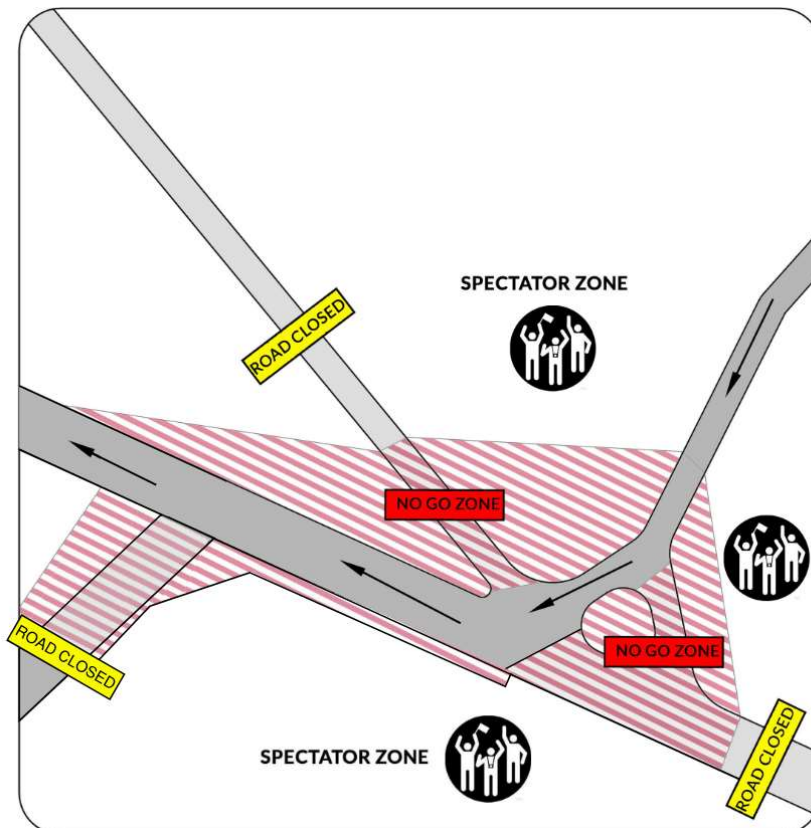
Use the following route chart, map on previous page or QR code for directions to the Spectator Point. This is used ONCE in the event as per the schedule on page 2.

Allow 10 minutes to get to the spectator point from the showgrounds. Drive with care and consideration for other road users, WILDLIFE and the surface of the road.

TOTAL	PART	INFORMATION	SIGNPOST
0.00	0.00	Turn Left out of Showgrounds (towards Heathcote)	
0.40	0.40	Give Way then Turn Right at cross road	High St
1.00	0.60	Turn Left	C326 Kyneton
2.60	1.60	Turn Right onto gravel with care	Hookes Ln
3.20	0.60	Spectator Point Please perform u-turn and park on the left side of the road, facing the way you came.	

Similar to last years event, in that cars approach from a very narrow, twisty forest track where they will turn right through a complex intersection onto a major dirt road. The additional track to the right can catch some out and there's a gutter on the outside of the exit to watch for especially if its wet. Then its wide open throttle down the main road.

Remember: obey the instructions from the Spectator Marshalls. Please stay behind bunting where directed.



This QR code can be read with a phone/tablet



## REFUEL POINT

Use the following route chart, map on earlier page or QR code for directions to the Refuel Point. This is used TWICE in the event as per the schedule on page 2.

Allow 25 minutes to get to the refuel point. Drive with care and consideration for other road users, WILDLIFE and the surface of the road. You will share one section of road with the competing vehicles – please be aware and keep to your side of the road.


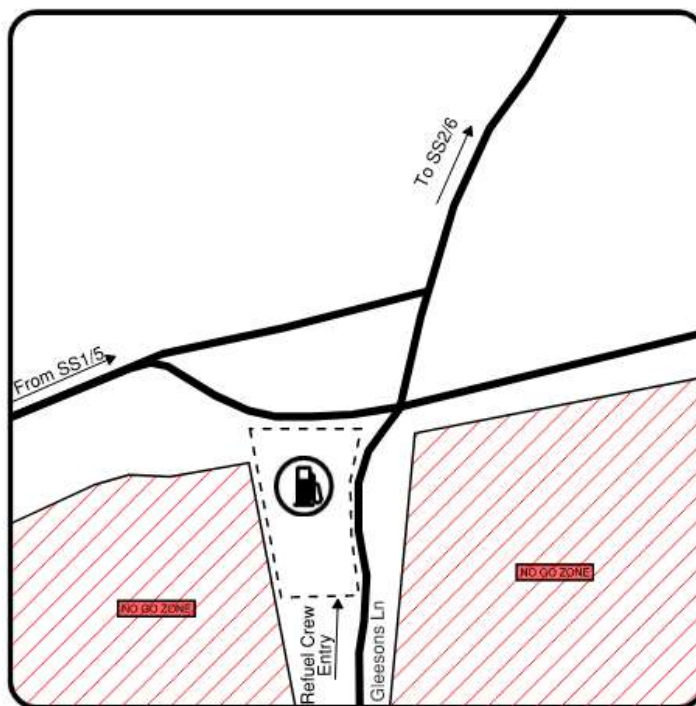
TOTAL	PART	INFORMATION	SIGNPOST
0.00	0.00	Turn Right out of Showgrounds on to Heathcote-North Costerfield Rd	
10.8	10.8	Follow Road to left (becomes Donellys Ln)	
10.85	0.05	Follow main Road to Right	
11.0	0.15	Turn Left onto Heathcote/Nagambie Rd (C344)	
15.0	4.0	Turn Left onto gravel with care	Gleesons Ln
15.8	0.8	Keep Right	Link Track
18.8	3.0	Turn left and stay on Gleesons Ln	
22.3	3.5	Refuel area in clearing on left	Neilson Rd

Signs will indicate where the refuel area starts and finishes. Refuel where safe to do so at the side of the road.

### PLEASE KEEP CLEAR OF THE HOUSE AND KEEP NOISE TO A MINIMUM

Please take all precautions to avoid spilling fuel.

Cars have 5 minutes allowed for Refuel within their Liaison time.



This QR code can be read with a phone/tablet

## **RISK WARNING AND ASSUMPTION OF RISK**

Motor Sport Activities are inherently dangerous recreational activities and there is significant risk of injury, disability or death. If you do not wish to be exposed to such risks, then you should not participate in Motor Sport Activities. I acknowledge that:

- the risks associated with attending or participating in Motor Sport Activities include but are not limited to the risk that I may suffer harm as a result of:
- motor vehicles (or parts of them) colliding with other motor vehicles or persons or property;
- others participants acting dangerously or with lack of skills; high levels of noise exposure;
- acts of violence and other harmful acts (whether intentional or inadvertent) committed by persons attending or participating in the event; and
- the failure or unsuitability of facilities (including grand-stands, fences and guard rails) to ensure my safety.

## **EXCLUSION OF LIABILITY, RELEASE & INDEMNITY**

In exchange for being able to attend or participate in Motor Sport Activities, I agree:

- to release MOTORSPORT AUSTRALIA and the Entities to the extent that any or all of them are providing Recreational Services from all liability for:
- my death;
- any physical or mental injury (including the aggravation, acceleration or recurrence of such an injury);
- the contraction, aggravation or acceleration of a disease;
- the coming into existence, the aggravation, acceleration or recurrence of any other condition, circumstance, occurrence, activity, form of behaviour, course of conduct or state of affairs;
- that is or may be harmful or disadvantageous to me or the community; or
- that may result in harm or disadvantage to me or the community, howsoever arising from my participation in or attendance at the Motor Sport Activities;
- to indemnify and hold harmless and keep indemnified MOTORSPORT AUSTRALIA and the Entities to the maximum extent permitted by law in respect of any Claim by any person;
- to be bound to the rules, regulations and policies of the Entities; and
- to attend at or participate in the Motor Sport Activities at my own risk.

I understand that:

- nothing in this document excludes, restricts or modifies any rights that I may have as a result of significant personal injury that is caused by the Reckless Conduct of MOTORSPORT AUSTRALIA and the Entities as the supplier of Motor Sport Activities / Recreational Services;
- nothing in this document prevents the Entities from relying on any laws (including statute and common law) that limit or preclude their liability;
- nothing in this document excludes any term or guarantee which under statute cannot be excluded; however the liability of the Entities is limited to the minimum liability allowable by law;
- nothing in this document precludes me from making a claim under a MOTORSPORT AUSTRALIA insurance policy where I am expressly entitled to make a claim under that insurance policy; and
- MOTORSPORT AUSTRALIA has arranged some limited personal injury insurance coverage which may provide me with some protection for loss, damage or injury that I may suffer during my participation in the Motor Sport Activities. However, I acknowledge and accept that the insurance taken out by MOTORSPORT AUSTRALIA may not provide me with full indemnity for loss, damage or injury that I may suffer during my participation in the Motor Sport Activities, and that I may have to pay the excess if a Claim is made under an insurance policy on my behalf. I agree that my own insurance arrangements are ultimately my responsibility and I will arrange any additional coverage at my expense after taking into account MOTORSPORT AUSTRALIA insurance arrangements, this document and my own circumstances.